

VALVES



Typical Applications

- Chemical Injection
- Deionizers
- Fertilizer Spray Equipment
- Metal Recovery Systems
- Mining Wastes
- Process Water Systems
- Water Treatment Systems

AquaMatic K55 Series Composite Diaphragm Valves with glass-filled thermoplastic body and cap are designed for water treatment applications including those requiring acids, and harsh caustic chemicals that would rapidly corrode metal valves. Their unique Y-pattern design with a large seat opening and high lift disc permits higher flow rates at lower pressure loss than competitive valves. This product is manufactured in the USA with foreign and domestic parts.

Features and Benefits

- All components can be serviced while the valve is inline
- Separate flow and control chambers permit positive closing without springs
- Isolated bonnet assures no cross connection between line and control fluid
- Reinforced diaphragms are pre-formed and stress relieved to maximize responsiveness and product life
- Diaphragm acts as an actuator, eliminating the need for electric or pneumatic actuators
- All internal parts in contact with media are made of composite materials
- Seals are ethylene propylene for better chemical resistance *
- Available in sizes from 1/2 to 2 inch
- A variety of end connectors are available to make the valve compatible in pipe sizes from 3/8 to 3 inch
- Adaptable to a wide variety of control devices

* Valves are NOT recommended for use with any aromatic, hydrocarbon-based media.

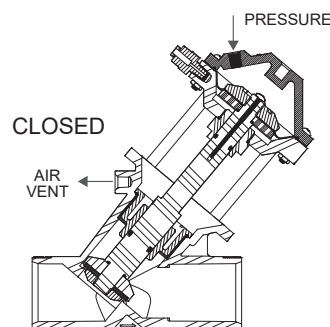
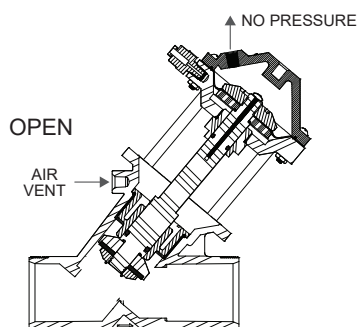
Operating Specifications

Max Pressure 125 psi (8.6 bar)

Max Temperature 140°F (60°C)

Options

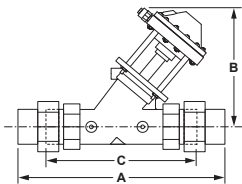
- Normally open (standard)
- Failsafe spring closed 30, 60, and 100 psi
- Limit stop for flow control
- Seal and diaphragm materials for special applications



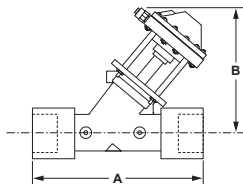
V ALVES



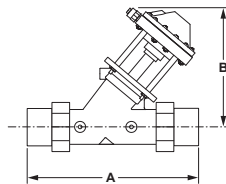
AQUAMATIC K55 SERIES COMPOSITE DIAPHRAGM VALVES



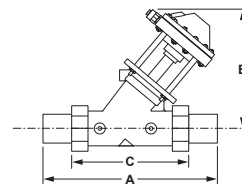
Union End Connectors



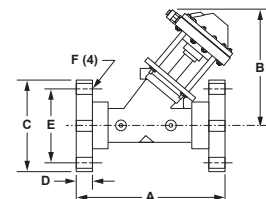
Female Socket Weld
End Connectors



Male Socket Weld
End Connectors



Grooved Adapter
End Connectors



Flanged End Connectors

Dimensions and Weights

Model Number	Pipe Size	Cv	End Connector Style	Approximate Dimensions					
				A	B	C	D	E	F
K5520	1/2" (15 mm)	4.0 (3.5 Kv)	Union	7.00" (178 mm)	3.94" (100 mm)	4.87" (124 mm)	—	—	—
K5521	1" (25 mm)	15.0 (13.0 Kv)	Union	9.00" (229 mm)	5.58" (142 mm)	6.31" (160 mm)	—	—	—
K5524	1-1/2" (40 mm)	38.0 (32.8 Kv)	Union	12.50" (318 mm)	7.94" (202 mm)	9.31" (236 mm)	—	—	—
K5524	2" (50 mm)	41.0 (35.5 Kv)	Socket Weld	10.50" (267 mm)	7.94" (202 mm)	—	—	—	—
K5520	1/2" (15 mm)	4.0 (3.5 Kv)	Grooved Adapter	7.00" (178 mm)	3.94" (100 mm)	3.93" (100 mm)	—	—	—
K5521	1" (25 mm)	15.0 (13.0 Kv)	Grooved Adapter	9.00" (229 mm)	5.58" (142 mm)	4.50" (114 mm)	—	—	—
K5524	1-1/2" (40 mm)	38.0 (32.8 Kv)	Grooved Adapter	12.50" (318 mm)	7.94" (202 mm)	7.75" (197 mm)	—	—	—
K5524	2" (50 mm)	41.0 (35.5 Kv)	Flanged	9.00" (229 mm)	7.94" (202 mm)	6.00" (152 mm)	0.75" (19.1 mm)	4.75" (121 mm)	0.69" (17.5 mm)

